

Vehicle Marshalling / Move-In / Move-Out

A marshalling yard has been established at 100/120 Cherry Street in order to facilitate move-in and move-out of events at the Metro Toronto Convention Centre.

Move-in / out information / bulletins will be provided by Show Management. Any variations to the procedures listed below will be indicated as such on the move-in / out information / bulletins.

PROCEDURES:

1. All vehicles must report first to the vehicle marshalling yard. This lot is located 3.8 km from the Convention Centre.
2. The marshalling yard is open 1 hour prior to scheduled move-in/move-out times.
3. A MTCC staff member will be posted at the marshalling yard trailer. The MTCC Dock staff member will assign the vehicle pass to vehicles on a check in order, or as per show demands.
The cost of the attendant will be at the expense of the Convention Centre when required during operational hours of 0700–2359. Charges will be applied between 0001–0700.
4. Communication will be made to the MTCC Dock staff member to coordinate and dispatch vehicles. As space becomes available, the drivers will be directed to the allocated move in/out location(s) for the event.
5. Upon arrival at the allocated entrance, the driver will turn in their assigned pass previously issued at the MTCC marshalling yard to the MTCC Dock staff on duty at the relevant loading area.
6. Vehicles entering the loading dock areas will be met by the Convention Centre Dock staff who control the flow of vehicular traffic.
7. Vehicles going up onto the North Building Exhibit Floor will be met by Dock staff positioned at John Street to control the pedestrian traffic on the west ramp.
8. During the winter season, the Convention Centre will bear the cost of the labour and equipment to keep the entrance ramps open to traffic, and to keep the floor clean. The Centre will also be responsible for snow removal in the marshalling area.
9. The control of the vehicles once onto the Exhibit Floor will be the responsibility of Show Floor Management in conjunction with the Convention Centre Dock staff.
10. Freight elevators, when in use, will be manned and controlled by operators supplied by the Convention Centre.
11. Vehicle storage is available during events at \$32.00 plus 13% HST per day. Arrangements must be made in advance through the Dock Office at (416) 585-8345.
12. Should your event be utilizing the **Voyage Control system**, you must register online for a move-in time through voyagecontrol.com/mtcc. Please refer to your Show Management Kit for instructions regarding online bookings, and availability. Drivers can report directly to the relevant dock areas when Voyage Control is in use and an online booking has been made.


NOTE:

Vehicles will be held in the marshalling yard before and after Rogers Centre events where pedestrian and vehicular traffic block access to the ramp. Times for these periods will be scheduled on an individual basis as schedules warrant. Vehicle marshalling inquiries – Tel: (416) 585-8345.

Vehicle Marshalling / Move-In / Move-Out


Directions from the Cherry St. Marshalling Yard to the Metro Toronto Convention Centre:

(A) Directions to the Metro Toronto Convention Centre North Building, West Ramp

1. Head north on Cherry St. (toward Lakeshore Blvd.)
2. Slight left onto Lake Shore Blvd.
3. Turn right onto Lower Simcoe St.
4. Turn left onto Wellington St.
5. Turn left onto John St.
6. Head through the intersection and up the West Ramp  <https://goo.gl/maps/7oD1daUfuiB2>
Entrance to the Exhibit Hall(s) will be to your left. Barriers will be lowered.



(B) Directions to the Metro Toronto Convention Centre North Building, East Loading Dock & West Freight Elevator


1. Head north on Cherry St. (toward Lakeshore Blvd.)
2. Slight left onto Lake Shore Blvd.
3. Turn right onto Lower Simcoe St.
4. Turn left toward the Convention Centre Internal St.  <https://goo.gl/maps/R3bCJZ7VEps>


Entrance to the East Loading Dock will be immediately to your left.

Entrance to the West Freight elevator: continue through Internal St. towards the parking exit, Loading Docks for West Freight will be to your immediate right.

(C) Directions to the Metro Toronto Convention Centre South Building, Loading Dock & Truck Elevator

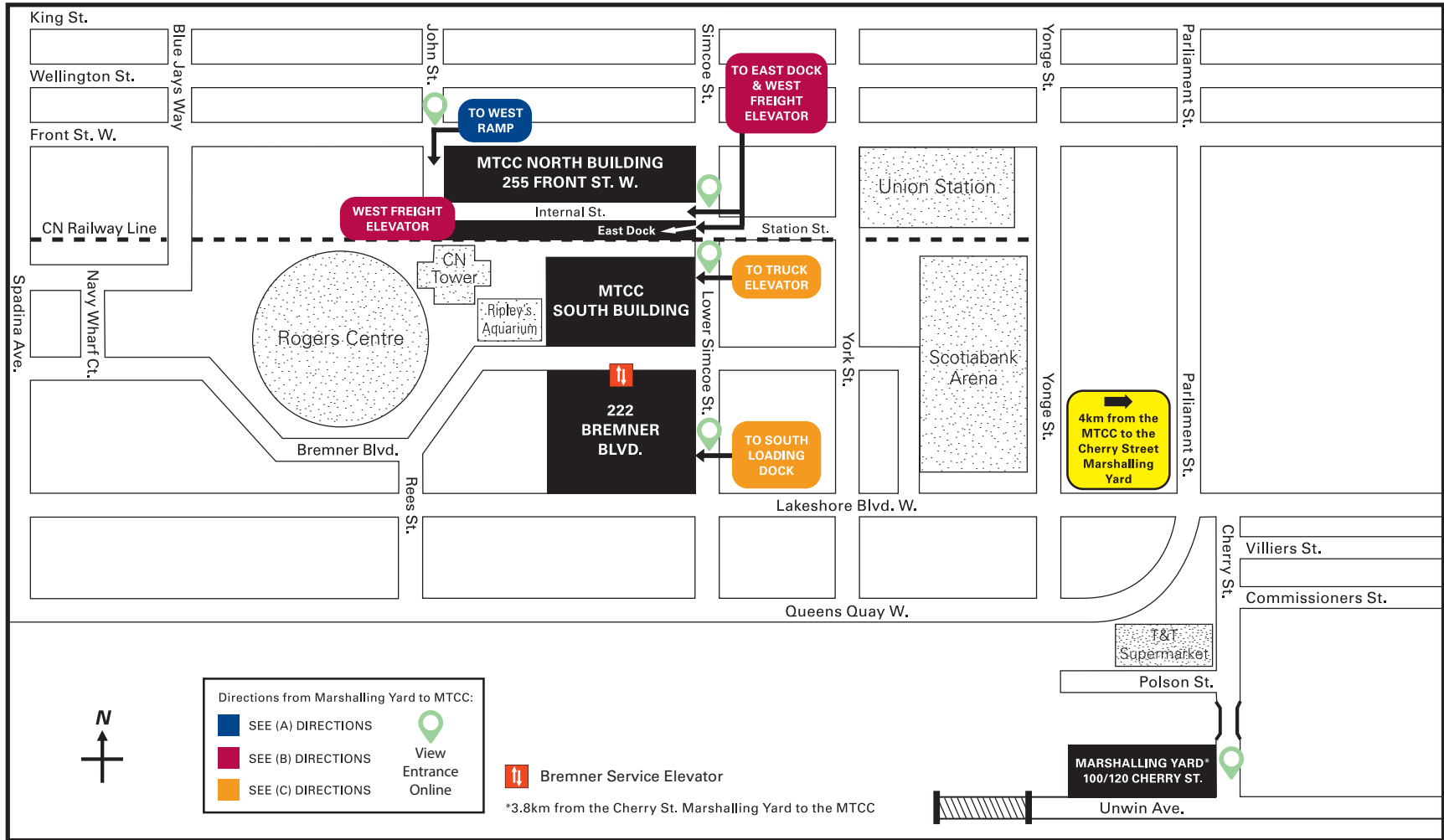
1. Head north on Cherry St. (toward Lakeshore Blvd.)
2. Slight left onto Lake Shore Blvd.
3. Turn right onto Lower Simcoe St.

Entrance to South Loading Dock will be immediately to your left.  <https://goo.gl/maps/nNskXYMc2kR2>

Entrance to the Truck Elevator is 80m ahead to your left.  <https://goo.gl/maps/HkcWfWixsm12>



Metro Toronto Convention Centre (MTCC)



Map is not to scale